

# ENTO SALES EQUIPMENT



**31 Somers St North Sunshine VIC 3020**

**Phone: (03) 9380 4944**

**Fax: (03) 9311 8415**

**Email: [sales@ento.com.au](mailto:sales@ento.com.au)**

## **About Us**

Here at ENTO (Sales Equipment) we are passionate about our commitment to providing superior quality products at affordable prices.

ENTO specialises in materials handling solutions for all purposes, with a vast assortment of trolleys and equipment that will achieve whatever you envision.

We supply to a variety of customers and business, ranging from small businesses to large nationwide companies. We strongly believe in supporting Australian business, and through our actions we do just that. All of our products are manufactured in Australia.

Our products are manufactured using high grade, Australian sourced materials which mean you get a great quality product each and every time you buy from us.

We also provide custom designed goods which will cater to all of your needs. From dimension adjustments to wheel alternatives, we will create a solution exclusively for you.

With 50 years of experience in the industry, and the knowledge to match, we guarantee that you will be pleased with the variety of excellent quality products we have to offer.

<b>Table of Contents</b>	<b>Page</b>
<b>1. Industrial Flatbed Trolleys.</b>	<b>4</b>
<b>2. Hand Trucks.</b>	<b>7</b>
<b>3. Wire Basket Trolleys.</b>	<b>10</b>
<b>4. Cleaning, Catering and Hospitality.</b>	<b>12</b>
<b>5. Spray Equipment.</b>	<b>14</b>
<b>6. Retail and Supermarket.</b>	<b>17</b>
<b>7. Lift Tables and Pallet Trucks</b>	<b>18</b>
<b>8. Custom Designed</b>	<b>19</b>
<b>9. Accessories</b>	<b>20</b>
<b>10. All Products Index</b>	<b>21</b>



## TS065 Single Deck Small

Constructed from 1.6mm galvanised steel sheet for strength and durability.

Length: 990mm

Width: 460mm

Height: 950mm

## TS075 Single Deck Large

Same construction as TS065, but bigger.

Length: 1140mm

Width: 565mm

Height: 950mm



## TS070 Double Deck Small

Constructed from 1.6mm galvanised steel sheet for strength and durability.

Length: 990mm

Width: 460mm

Height: 950mm

## TS080 Double Deck Large

Same construction as TS070, but bigger.

Length: 1140mm

Width: 565mm

Height: 950mm



## TS074 Single Deck Long

Another design of a single deck flat bed trolley. This is a slimmer alternative to the **TS075**.

Length: 1140mm

Width: 460mm

Height: 950mm



## TS099 Bulky Items Trolley

Constructed from 1.6mm galvanized steel. To cover occasions where a larger trolley is required, the trolley is assembled with a 2 handle arrangement. This gives a large platform area with the same ease of movement and handling as the standard trolleys.

Length: 1220mm

Width: 750mm

Height: 950mm



## TS099D Furniture Trolley

This trolley is designed to handle furniture and bulky items. It has a rail along each side to contain long and bulky items such as table tennis tables, beds, mattresses, packs of brooms etc.

Length: 1220mm

Width: 750mm

Height: 950mm



## TS105 LGE/TS106 SML

### Fruit and Vegetable Trolley.

Constructed from 1.6mm galvanised steel. A 15mm thick, high density polyethylene board is mounted within the frame. Contains a plastic crate on runners and a hole cut in the board for convenience.

#### TS105 LGE

Length: 1140mm

Width: 565mm

Height: 950mm

#### TS106 SML

Length: 990mm

Width: 465mm

Height: 950mm



## TS005 Single Deck Tubular Small

Constructed from 25.4 x 1.6m gal round steel tube for strength and durability. Powder coating also available. They are reliable stock moving and warehousing trolleys.

\*Powder coating is an additional cost.

Length: 1000mm

Width: 410mm

Height: 950mm



## TS045 Single Deck Tubular Large

A larger model of the **TS005**, constructed from the same quality materials. The larger design allows for even bulkier loads to be handled.

Length: 1200mm

Width: 600mm

Height: 950mm



## TS055 Double Deck Tubular Large

A 2-tier, heavy duty, tubular stock moving trolley that can get the job done.

Length: 1200mm

Width: 600mm

Height: 950mm



## TSM500 Double Deck Long

This trolley includes a longer design than the other trolleys as well as front buffers on both levels and a pencil tray for added utility.

Length: 1670mm

Width: 540mm

Height: 1000mm





## ET4 Carton Trolley

These upright trolleys have a flat back to take cartons. The cross bars and two vertical bars are welded to the front of the side frame to properly support cartons. The straight "u" shaped sides give strength and make it easy to stack cartons and square items as well as giving excellent handling.

Length: 510mm

Width: 590mm

Height: 1240mm




## ET5 Case and Crate Trolley

Designed with a flat back and is taller and narrower than the standard trolleys. It is designed to take drink crates, boxes, cartons and other square items. This trolley is narrow to make it easier to fit through small doorways and into tight storerooms. They are commonly used for soft drink and milk deliveries.

Length: 400mm

Width: 450mm

Height: 1360mm



## ET7 Refrigerator Trolley

The extra height of this trolley gives better leverage and improved handling for tall items and better control on stairs, allowing the user to stand more upright although on a higher step. The frame can also be fitted with hose if required to protect the paint work of appliances being moved.

Length: 420mm

Width: 580mm

Height: 1590mm



## ET9 Drum Trolley

The drum trolley has a curved back and pointed toe for ease of sliding it under 200L drums. The frame is also fitted with a chain which can be wrapped around the drum to hold it in place, leaving both hands free to operate the trolley.

Length: 400mm

Width: 580mm

Height: 1250mm



### **ET13 Gas Bottle Trolley**

The ET13 is designed to transport rolls of carpet, G size gas bottles, 45kg LPG bottles and much more. The set of rear wheels fold out to support heavy loads such as vinyl or oxy acetylene bottles. These can be folded to make storage easy. A ratchet strap is attached to support larger more difficult loads.

Length: 825mm

Width: 560mm

Height: 1230mm



### **ET18 Single Oxy Hand Truck**

Designed to carry and transport large oxygen bottles as well as some gas bottles. The large toe and chain mean you can also use this trolley to carry rolls of carpet or any other large objects that might need to be secured.

Length: 560mm

Width: 635mm

Height: 1350mm



### **ETCHAIR Universal Chair Trolley**

Designed for easily moving stackable chairs. A height adjustable, rubber fitted arm is positioned under the chairs for added support.

Length: 370mm

Width: 560mm

Height: 1360mm





### **ETLIQUOR Liquor Handling Trolley**

The ETLIQUOR is made of steel tube with extra structural bars under the toe to support the load it carries. Solid steel has been welded to the rear of the frame to add strength to stop the load on the toe from buckling the frame. It is designed to carry cartons of beer, wine and soft drink.

Length: 530mm

Width: 480mm

Height: 1250mm



### **ETLUGGAGE Airport Style Luggage Trolley**

These trolleys with their large rear wheels and upright frame can move easily over a wide range of different surfaces including gutters and steps. Because of the tapered frame they can be nested together to save space when not in use. There is also a basket at the handle to carry small items such as hand bags.

Length: 900mm

Width: 575mm

Height: 1010mm



### **ET14 Forklift Gas Bottle Trolley**

This hand trolley is very useful for carrying around 15kg gas bottles, commonly found in forklifts. Makes transporting and replacing the gas bottles much more efficient.

Length: 200mm

Width: 280mm

Height: 1240mm



### **TX39 Wire Basket Trolley**

It is finished in grey powder coat. It also has a shelf over the wheels set below the edge of the frame so that this space can be used and boxes do not fall off.

Length: 760mm

Width: 530mm

Height: 960mm



### **TX041 Wire Basket Trolley**

This is a general purpose trolley used extensively for transporting mail, files etc. and has been used successfully as a heavy duty customer or order picking trolley.

Note: Image shows optional buffers.

Length: 760mm

Width: 460mm

Height: 960mm



### **TX041DS Wire Basket Trolley With Drop Side**

The TX041DS is made to the same size and specifications as the TX041, but has one side of the basket made to fold down. This allows heavy or awkward items to be more easily loaded, the side can be lifted up and locked into place so that the contents can be moved without risk of them falling out.

Length: 760mm

Width: 460mm

Height: 960mm



### **TX050 Wire Bin Trolley**

This is a large capacity, medium duty wire mesh bin with a timber floor. The floor of the bin is mounted high to reduce bending when loading and unloading. It has 200mm castors (two fixed and two swivel) which makes handling very easy even when fully loaded.

Length: 1000mm

Width: 650mm

Height: 1150mm



### **TX010 Solicitor's Trolley**

The base and shelves are 25x25x3mm welded wire mesh. The surface is finished in chrome and it has plastic hand grips. The 200mm rear wheels are fixed, and mounted on axles while the front has heavy duty 75mm swivel plate mounted castors ensuring excellent strength and load carrying ability.

Length: 500mm

Width: 465mm

Height: 1200mm



### **TX016 Parcel Pick Up Trolley**

The parcel pick-up trolley is designed to hold grocery orders waiting for pick-up. It is a fully welded construction and has a powder coated finish. It has three shelves of 25x50x3mm wire mesh over a 25mm tube frame. There are 10mm bars to three sides to contain parcels. The trolley is fitted with 4x125mm swivel castors.

Length: 1530mm

Width: 620mm

Height: 1680mm



### **TSS015 Twelve-Tier Platter Rack**

The twelve tier rack has 125mm tray spacing. A solid Stainless Steel construction and will hold 12 of our SSE005 anodised aluminium trays.

#### **TSS015**

Length: 790mm

Width: 380mm

Height: 1790mm

#### **Also Available:**

#### **TSS016 Ten-Tier Platter Rack**

Same Size as the TSS015.

Spacing: 150mm




### **TSS020 Five-Tier Hostess Trolley**

A shorter version of the platter rack is available with a flat stainless steel work top. This trolley acts as a mobile worktable and for stocking refrigeration cabinets.

Length: 1000mm

Width: 410mm

Height: 920mm



### **SSE005 Anodised Aluminium Tray**

The trays shown here are for use in the meat room and deli.

Length: 770mm

Width: 330mm

Height: 15mm



### **Stainless Steel Knife Tray**

These knife trays are designed for use in kitchens and preparation areas to safely store knives. The stainless steel trays are resilient and rust resistant. Safer storage means less knife related injuries.

Length: 410mm

Width: 95mm

Height: 60mm



### **TSS005 Three Wheel Stainless Steel Waste Bin Dolly**

The bins can be mounted in this three wheel dolly to save injuries when moving them and to stop damage to floors through sliding. The dolly is manufactured from stainless steel and is fitted with three 125mm stainless steel castors to resist corrosion in the meat processing areas.

#### **TSS005**

Diameter: 480mm

Height: 450mm

#### **Also Available:**

#### **TSS011 Three Wheel Galvanized Waste Bin Dolly**

Diameter: 480mm

Height: 450mm



### **XE230 67L and XE235 84L**

#### **Round Plastic Bin**

Moderate size bin for all purposes. Fits perfectly in the TS005 shown above.

\*Lid sold separately.

#### **XE230 67L**

##### **Plastic Round Bin**

Top Diameter: 540mm

Bottom Diameter:  
390mm

Height: 500mm

#### **XE235 84L**

##### **Plastic Round Bin**

Top Diameter: 540mm

Bottom Diameter:  
390mm

Height: 610mm

#### **XE240 Plastic Round Lid**

Diameter: 550mm

Height: 30mm



**SE005 Medium Spray Gun with Conejet.**

The MEDIUM SPRAY GUN is manufactured with a nylon handle and has brass and stainless steel components throughout. The trigger has a short pull making it easy to operate and is fitted with a trigger lock which prevents accidental operation. We fit this gun with an adjustable jet which allows it to be used with a fine mist spray to moisten fruit and vegetables, and also a hard spray to clean down cabinets and preparation areas. The inlet body has a 1/4" BSP thread.

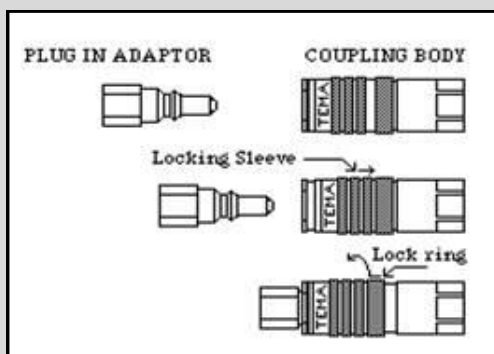


**SE011 Hot Wash Spray Gun**

The HOT WASH SPRAY GUN is the same as the MEDIUM SPRAY GUN but, because a spray mist is not required, a cheaper fixed fan jet nozzle is fitted. When used with hot water, the nylon handle insulates the operator from the heat and the trigger lock stops accidental operation which could cause burns. The gun is designed to withstand temperatures up to 93°C.








## SE015 Plug-In Adaptor and SE020 Coupling Body

These two components are used to give a quick release connection of the spray gun to the water supply. Both components are fitted with valves to stop water flow once they are disconnected. The plug in adaptor is fitted to the hose and the coupling body to a convenient location on the cabinet.



## SE040 8mm Diver's Hose

Braided hose with non-toxic lining. Strong due to longitudinal braids which makes it excellent for rough use.



## SE050 12mm Hot Wash Hose

Hot wash down hose suitable for temperatures up to 95°C. Designed for meat processing and general food industrial cleaning. Resistant to lactic acid, fat, blood and cleaning detergent.



## SE060 10mm Self Coil Hose

Coiled PVC tubing for when hose has to be coiled up frequently such as garden section. Prone to collapsing when bent too far and should always be connected using special fittings.



**SE070 and SE074**

Medium Spray Gun with adjustable conejet fitted with diver's hose and adaptor.



**SE083 and SE101**

Hot wash spray gun with large jet fitted with hot wash hose and 1/2" tap fitting.

**SE080**

Medium spray gun with adjustable conejet fitted with self coil hose.





## **XE006RC Carton Knives (Box of 24) and XE020 Blades (Box of 100).**

A must have in storage rooms and warehouses. The design allows for safe opening of boxes with no damage to the contents.



## **XE035 Plastic Bag Dispenser**

Standard "U" shaped bracket  
Standard wall mounted type, to suit rolls up to approximately 280mm.  
Available in black or white powder coat finish.

Length: 330mm

Width: 50mm

Height: 135mm




## **XE045 Speed Bag Checkout Frame**

This stand is a heavy wire frame with a double back support and has reinforced arms to hold the bag top. It has a steel plate as a base and is chrome plated.

Length: 260mm

Width: 310mm

Height: 400mm



## **XE048 Singlet Bag Stand**

Plastic Bag stand suitable for large bags as used in many supermarkets and grocery stores.

Length: 265mm

Width: 320mm

Height: 480mm



**TXPALLET Hand Pallet Truck**

A hand operated lever for raising and lowering of loads. A quality hydraulic pump. Nylon tyres to load wheels.

Capacity: 2500kgs

**TXPALLET**

**Length: 1150mm**

**Width: 685mm**

**Height: 85mm**

**TXPALLET520**

**Length: 1150mm**

**Width: 520mm**

**Height: 85mm**



**TXPALLETHIGHLIFT High Lift Pallet Truck**

A pallet truck designed to make lifting safer, easier and more efficient. Including many features such as sealed hydraulic pump and stabilizers for added stability. The truck cannot be moved once in a raised position, making work even safer.

**Capacity: 1000kgs**

**Height Range: 85—800mm**



**TXLIFTTABLE Lift Table**

Designed to make the workplace a safer and more efficient place. Used for lifting heavy items, or as an adjustable worktable.

**Table Dimensions: 700 x 450 x 36mm**

**Height Range: 220—750mm**

**Capacity: 150kgs**



## TX041GALBOX

This trolley was custom designed for and is popular with juice bars. Including a solid galvanised steel tray, tubular lower deck and front corner buffers. This trolley can transport plenty of fresh produce, valuable stock or anything you want.

**Length: 760mm**

**Width: 460mm**

**Height: 960mm**



## Lockable Cage Trolley

This trolley was designed for plumbers to use at sites where they need to store and transport all their pipes, tubes and fittings.

Features:

8 vertical compartments.

Locking mechanisms.

4 castor wheels.

**Length: 2000mm**

**Width: 800mm**

**Height: 800mm**



## BIG BLUE

Large trolley designed for large objects like, furniture, fridges, bulky boxes, long lengths of timber & pipe.

Features:

4 swivel castors for

manoeuvrability.

Side guards/handles to keep items on the trolley.

**Length: 2200mm**

**Width: 900mm**

**Height: 1350mm**



## Extra Large Single Deck Tubular Trolley

Designed for use on grass to carry large sporting equipment. Incredibly useful around sports clubs and little athletics organisations, to move all that gear around easily.

**Length: 1950mm**

**Width: 800mm**

**Height: 1000mm**





**HRR200 200mm Black Centre Wheel**

Used with many types of trolleys.



**STQ125G 125mm Swivel Castor Plate Wheel**

Used with a variety of trolleys.



**ET350x6 280mm  
Pneumatic Wheel**

Used with hand trucks.



**ET350x4 280mm  
Pneumatic Wheel**

Used with hand trucks.



**ETRAT Ratchet Strap**

The safety ratchet is equipped with a seatbelt web strap and metal hook. It is attached to hand trucks to help secure larger loads. The Ratchet strap can fitted be fitted on several hand truck models if requested.

Length: 200mm

Width: 200mm

Height: 100mm





<b>Name</b>	<b>Page</b>	<b>Name</b>	<b>Page</b>
<b>TS065</b>	<b>4</b>	<b>TSS011</b>	<b>13</b>
<b>TS075</b>	<b>4</b>	<b>XE230</b>	<b>13</b>
<b>TS070</b>	<b>4</b>	<b>XE235</b>	<b>13</b>
<b>TS080</b>	<b>4</b>	<b>XE240</b>	<b>13</b>
<b>TS074</b>	<b>4</b>	<b>SE005</b>	<b>14</b>
<b>TS099</b>	<b>5</b>	<b>SE011</b>	<b>14</b>
<b>TS099D</b>	<b>5</b>	<b>SE015</b>	<b>15</b>
<b>TS105</b>	<b>5</b>	<b>SE020</b>	<b>15</b>
<b>TS106</b>	<b>5</b>	<b>SE040</b>	<b>15</b>
<b>TS005</b>	<b>6</b>	<b>SE050</b>	<b>15</b>
<b>TS045</b>	<b>6</b>	<b>SE060</b>	<b>15</b>
<b>TS055</b>	<b>6</b>	<b>SE070</b>	<b>16</b>
<b>TSM500</b>	<b>6</b>	<b>SE074</b>	<b>16</b>
<b>ET4</b>	<b>7</b>	<b>SE083</b>	<b>16</b>
<b>ET5</b>	<b>7</b>	<b>SE101</b>	<b>16</b>
<b>ET7</b>	<b>7</b>	<b>SE080</b>	<b>16</b>
<b>ET9</b>	<b>7</b>	<b>XE006RC</b>	<b>17</b>
<b>ET13</b>	<b>8</b>	<b>XE020</b>	<b>17</b>
<b>ET18</b>	<b>8</b>	<b>XE035</b>	<b>17</b>
<b>ETCHAIR</b>	<b>8</b>	<b>XE045</b>	<b>17</b>
<b>ETLIQUOR</b>	<b>9</b>	<b>XE048</b>	<b>17</b>
<b>ETLUGGAGE</b>	<b>9</b>	<b>TXPALLET</b>	<b>18</b>
<b>ET14</b>	<b>9</b>	<b>TXPALLETHIGHLIFT</b>	<b>18</b>
<b>TX039</b>	<b>10</b>	<b>TXLIFTTABLE</b>	<b>18</b>
<b>TX041</b>	<b>10</b>	<b>TX041GALBOX</b>	<b>19</b>
<b>TX041DS</b>	<b>10</b>	<b>Cage Trolley</b>	<b>19</b>
<b>TX050</b>	<b>10</b>	<b>BIG BLUE</b>	<b>19</b>
<b>TX010</b>	<b>11</b>	<b>Extra Large Tubular</b>	<b>19</b>
<b>TX016</b>	<b>11</b>	<b>HRR200</b>	<b>20</b>
<b>TSS015</b>	<b>12</b>	<b>STQ125G</b>	<b>20</b>
<b>TSS020</b>	<b>12</b>	<b>ET350x4</b>	<b>20</b>
<b>SSE005</b>	<b>12</b>	<b>ET350x6</b>	<b>20</b>
<b>Knife Tray</b>	<b>12</b>	<b>ETRAT</b>	<b>20</b>
<b>TSS005</b>	<b>13</b>		



**ENTO (SALES EQUIPMENT)**

**31 Somers Street  
North Sunshine  
Melbourne, Victoria  
3020**

**Phone: (03) 9380 4944  
Fax: (03) 9311 8415  
E-mail: [sales@ento.com.au](mailto:sales@ento.com.au)**

All prices are correct as of October 2016.

ENTO reserve the right to adjust prices as necessary without prior notice.