




BK GROUP PTY LTD

Compact Manhole Cover Lifter

Item no:116/120



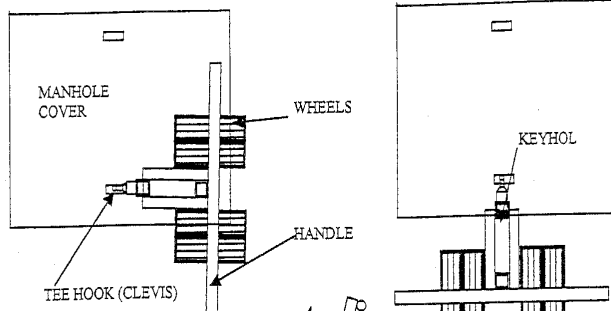
MANHOLE COVER LIFTER INSTRUCTIONS (116/120)

STEP 1


PLACE LIFTER WITH TEE HOOK (CLEVIS) IN KEYHOLE AS SHOWN

STEP 2

ROTATE LIFTER SO THAT THE TEE HOOK IS AT RIGHT ANGLES INSIDE THE KEYHOLE

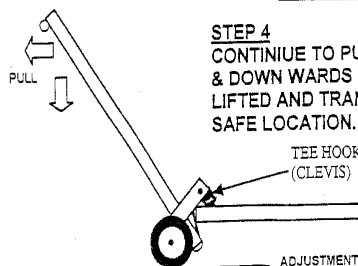


STEP 3
PULL HANDLE IN DIRECTION SHOWN TO BREAK THE SEAL AND PICK UP COVER.



STEP 4

CONTINUE TO PULL HANDLE BACK & DOWN WARDS UNTIL COVER IS LIFTED AND TRANSPORTABLE TO A SAFE LOCATION.



ADJUSTMENT OF TEE HOOK (CLEVIS)

Position A — Above the surrounding ground level.
Position B — At ground level.
Position B1 & B2 — Below the surrounding ground level.

BK GROUP PTY LTD)

31 SOMERS STREET NORTH SUNSHINE

VICTORIA 3020

Tel: 03 9380 4944 Fax: 03 9311 8415

Email: sales@bkgroup.com.au